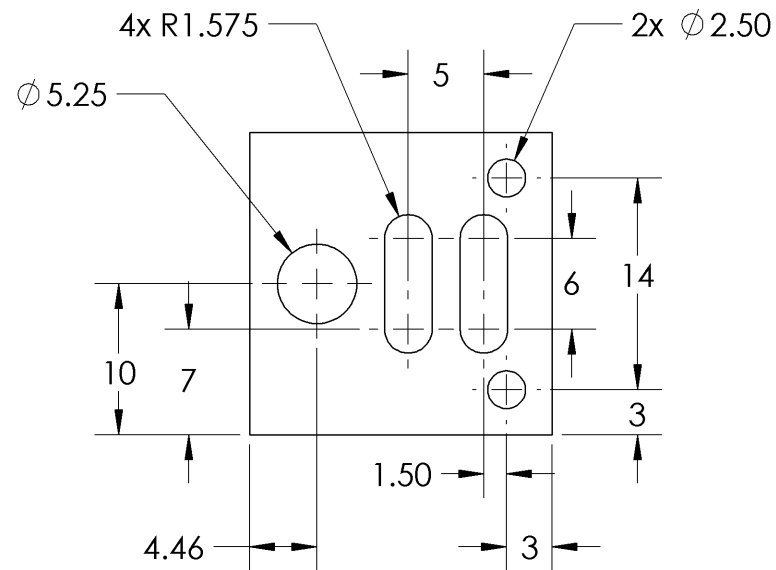
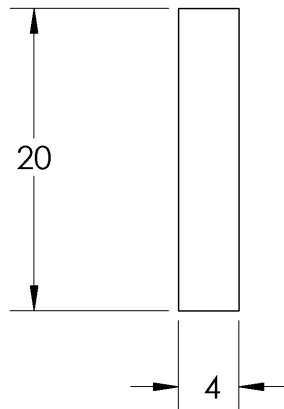
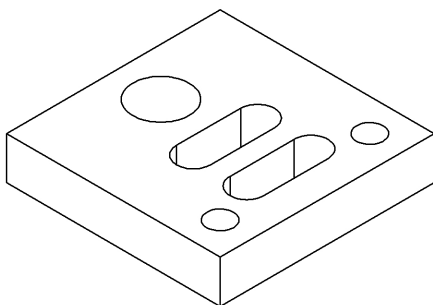


B



NOTES:

- 1) To be 3D printed
- 2) All holes and slots are thru
- 3) 2.50 mm holes will self-tap with M3 screws

UNLESS OTHERWISE SPECIFIED:
DIMENSIONS ARE IN MILLIMETERSTOLERANCES:
DECIMALS:
.X \pm .75
.XX \pm .25ANGLES:
X $^{\circ}$ \pm 1 $^{\circ}$ DRAWN
A. SCHNEIDER
MATERIAL
N/ADATE
4/9/2016

TITLE:

belt clamp base

SIZE

A

DWG. NO.

PX-002

REV

A

DO NOT SCALE DRAWING

SCALE: 2:1

SHEET 1:1

B

A

2

1