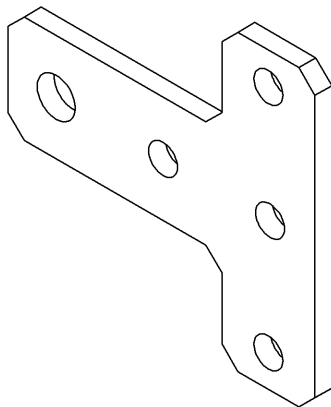

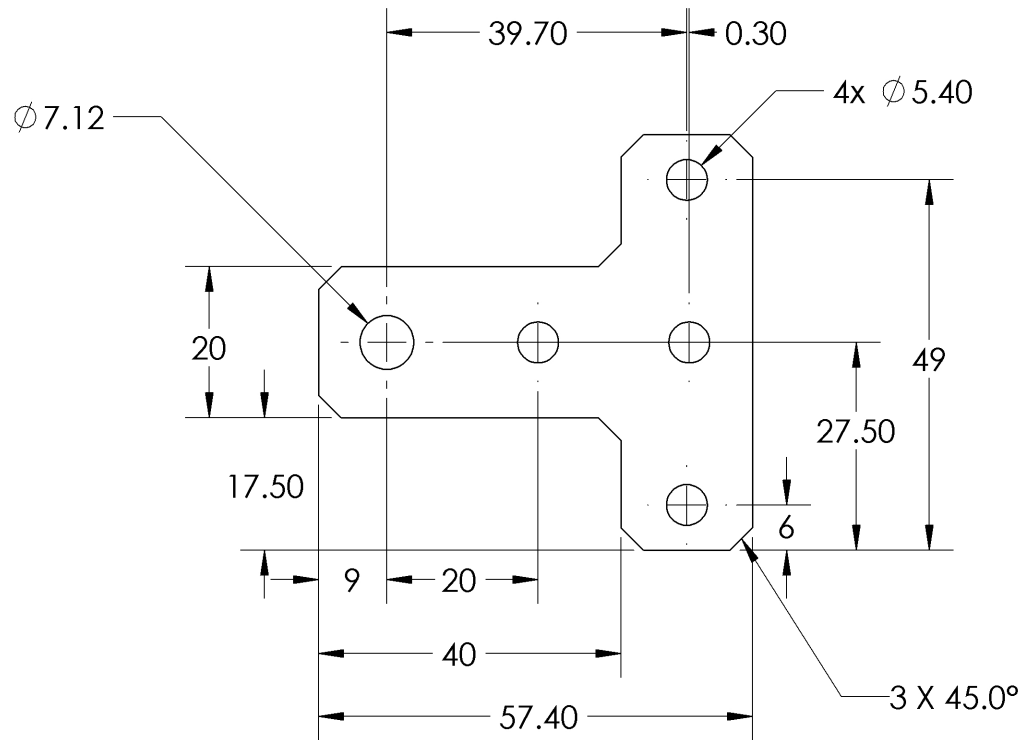


B

B



## NOTES:

- 1) CNC'd from 1/8" 5052 sheet
- 2) All holes are thru
- 3) Break all sharp edges
- 4) All chamfers 3 x 45° unless noted

UNLESS OTHERWISE SPECIFIED:  
DIMENSIONS ARE IN MILLIMETERSTOLERANCES:  
DECIMALS: .X $\pm$ .75  
              .XX $\pm$ .25  
ANGLES: X° $\pm$ 1°DRAWN  
A. SCHNEIDER  
DATE  
5/16/2016MATERIAL  
1/8" 5052 H32 ALUMINUM

TITLE:

wheel plate

SIZE

**A**

DWG. NO.

X-002

REV

**B**

DO NOT SCALE DRAWING

SCALE: 1:1

SHEET 1:1

A

2

1